

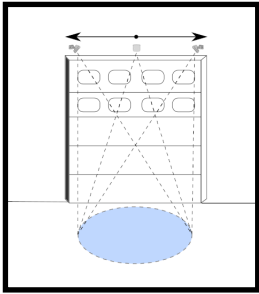
SMARTPHONE APPLICATION



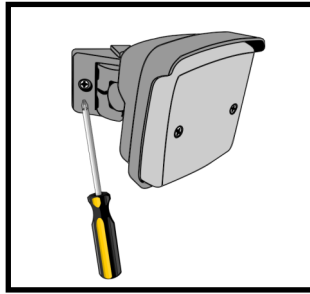
FULL GUIDE



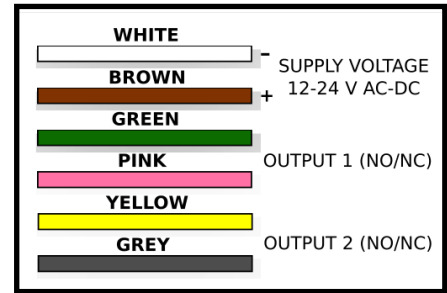
MOUNTING AND WIRING



Can be mounted on the entire length of the door.



Tilt completely the sensor on one side to have access to fixing holes.



Connect the wires to the door controller/inverter.

STARTEC S.r.l.

P.IVA: 01952850343

43126 Roncopascolo (Parma) — Via Pescatori Francesco 5/a

www.startec-automazioni.it

info@startec-automazioni.it

Tel. (0039) 0521 63 11 01 — Fax (0039) 0521 63 11 02

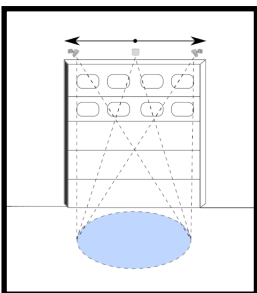
SMARTPHONE APPLICATION



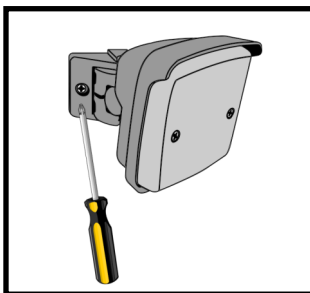
FULL GUIDE



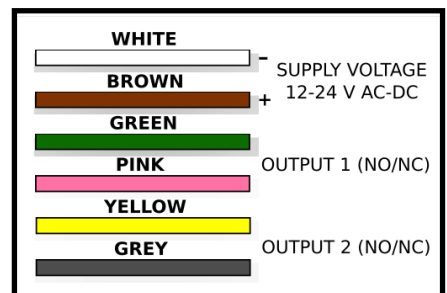
MOUNTING AND WIRING



Can be mounted on the entire length of the door.



Tilt completely the sensor on one side to have access to fixing holes.



Connect the wires to the door controller/inverter.

STARTEC S.r.l.

P.IVA: 01952850343

43126 Roncopascolo (Parma) — Via Pescatori Francesco 5/a

www.startec-automazioni.it

info@startec-automazioni.it

Tel. (0039) 0521 63 11 01 — Fax (0039) 0521 63 11 02